


LIBERTALIA



A game by Paolo Mori

Logbook







*A game by Paolo Mori
Artwork by Benjamin Carré
and Stéphane Gantiez.*



*The author would like to thank,
for their help and the test games:*

*Sara, Luca Bianchi, Mauro Di Marco, Francesco Sirocchi,
Simone Berti, Giovanni Taverna, Luca Chiapponi, Oliver Macdonald,
Andrea Chiarvesio, Carlo A. Rossi, Alessandro Zucchini,
Alfredo Berni, Riccardo Pellitteri, Aigar Alaveer, Chris Stanton.*

Asterion Press would like to thank:



*Morgan Ghidoni, Davide Carnevali,
Nereo Sciutto, Stefano Caffagni,
Teresa Bove, Chiara Soave,
Gianluca Gianferrari, Andrea Storchi.*

LIBERTALIA

is the name of a utopian pirate colony, the only place in the world where retired pirates can finally enjoy their amassed fortunes without fear of being lynched or the saber which will end their lives. No one knows if it really exists but it really doesn't matter, because your only goal is to become as rich as possible in order to create it whole cloth, off the coast of Europe, or off of Madagascar, or even further away.

Contents

- 1 game board;



- 6 pirate dens
(one for each player);



- 6 score tokens
(one for each player);



- 6 crew marker cards
(one for each player);



- 180 character cards
(30 for each player);



- 1 score track;



- 50 booty tokens
*(4 chests, 6 jewels,
10 goods, 6 Spanish officers,
6 sabers, 8 treasure maps, 10 cursed relics);*



- 13 doubloons of value 10;



- 15 doubloons of value 5;



- 45 doubloons of value 1;



Object of the game

The players take on the role of crew members of a pirate ship nearing retirement. During the 3 campaigns which compose the game, they will try to amass riches by looting ships. The richest player at the end of the game is the winner. With their help, Libertalia will come to life!



The character cards

These cards are central to the game. They represent the various members of the player's crew as well as important individuals who remain on land. Not all of them have the same influence or the same importance. Moreover, each of them has a special ability which will have to be used during the game.

Each character card has a name and a rank. The rank is written at the top left of the card and goes from 1 to 30. The higher the value, the more important the rank. The character with the highest rank is the Spanish governor. The one with the lowest rank is the parrot (one of the captain's mascots).

In the lower left, in the silver mark, is a number which corresponds to the character's influence on the other crews. It's a simple method to solve ties, as we'll see later in the rules. In short, when two characters of the same rank are played at the same time, it's the one with the highest influence (the greatest value in its silver mark) who is considered to be of higher rank.



Special actions

The special actions are always associated with the time at which they are used, identified by a pictogram. Using a special action is mandatory unless otherwise written on the card. If the action is impossible, it is ignored.



DAY



DUSK



NIGHT



END OF
THE
CAMPAIGN

*Here's how each type
of action is resolved:*



Day

This special action is only resolved once per game, when the character is played. The day actions are resolved in increasing order of rank.



Dusk

This special action is only resolved once per game, when the character is played. The dusk actions are resolved in decreasing order of rank.



Night

This special action is resolved during the night phase of each turn as long as the character with the action is present in the player's den.



End of the campaign

This special action is resolved only once per game, at the end of the campaign in which the character was played and only if it is still present in the player's den at the end of the campaign.

Example of Special Actions




Day Action



Night Action



Dusk Action



End of the
Campaign Action



Setup

Place the board in the middle of the table. Each player randomly gets a color by drawing a face-down crew marker card and gets the den, the crew marker card, the score token, and the 30 cards of that color. The players place their den in front of them and their cards next to it.


Place the score track to the side. Each player places their score token on the "0" space. Each player gets 10 doubloons (1 of value 5 and 5 of value 1). The remaining doubloons are set aside and form the bank.

Place all booty tokens in a bag and shuffle them thoroughly.

Draw 1 booty token per player per day of the campaign and place them on the various spaces under the ship which will be looted by the players (example: 24 booty tokens for a 4 player game).

The youngest player shuffles their character cards and draws 9. They read the number (the rank) and name out loud so that each player chooses the same cards as them.

Each player takes these 9 cards in their hand.



Important

- At the start of the first campaign, all the players will have in hand the same 9 characters.
- The other characters are set aside for the moment and will only be used during the other campaigns which make up the game. In order to avoid confusion, each player places their crew marker card face up on their unused cards.



During a 4 player game, each space under the ship must contain 4 booty tokens.






Player's Den

Player's Cemetery (discarded characters are placed here)

Player's Hand



Game overview

The game takes place over 3 campaigns. During each campaign the players will resolve 6 days of looting (from the sunrise phase through the night phase) and 1 day of rest during which their riches will be totaled.

During the 6 first days of a campaign, each player will secretly play a character card from their hand onto the ship in order to try and get shares of the booty.

During the day of rest, the riches of each player are totaled, noted on the score track and the next campaign is prepared for. When all three campaigns have been played, the richest player is crowned the winner.

First campaign

The first six days of looting

Phase 1: SUNRISE

Each player secretly chooses a character card from their hand and places it face-down on the table in front of them. When all the players have done so, the cards thus played are revealed. The youngest player places all the characters in increasing order of rank on the spaces on the ship which are set aside for that purpose. If multiple players have played the same character, the influence of the characters (the value in the silver mark) allows players to sort them in order of rank: whoever has the greatest value in their silver mark is of higher rank.



Phase 2: DAY

In increasing order of rank (so from left to right), each player will resolve the “day” special action of the character they’ve played.



Phase 3: DUSK

It’s time to share the booty!

In decreasing order of rank (so from right to left), each player will choose a booty token from the space under the ship corresponding to the day played.

Example: during the 3rd day, the players will loot the third space to the left under the ship.



The “dusk” special actions (which generally affect the sharing of the booty) are resolved at the same time and in the same order.

If a player chooses a Spanish officer or a saber tile, the player must immediately resolve their effect (see inset).

Otherwise, the player places the chosen booty token face-down in their den. The player’s character is then placed in the player’s den, face-up.

The booty tokens that remain (eventually) at the end of this phase are left on the board until the end of the current campaign.



SABER:

this is a good chance for you to split the booty to settle your accounts. You must choose a character in the den from a player directly to your right or left and discard it. The character mysteriously dies during the division of the booty, however if neither of your adjacent neighbors have characters in their dens, nothing happens. The saber is then placed in your den, face-down.



SPANISH OFFICER:

you've been lucky enough to take a Spanish officer prisoner, but he didn't surrender without a fight. Your character is discarded instead of being added to your den. The Spanish officer is then placed face-down in your den.



Phase 4: NIGHT

Players all resolve this phase simultaneously. All characters present in their dens use their "night" special actions.



Scoring Phase: THE DAY OF REST

All players resolve this phase simultaneously. All characters present in their den use their "end of the campaign" special actions.

The fortune of each player is equal to the number of doubloons in their den, to which are added the following sums:



- Chests are worth 5 doubloons.



- Jewels are worth 3 doubloons.



- Goods are worth 1 doubloon.



- Each set of 3 treasure maps is worth 12 doubloons. Sets of 1 or 2 treasure maps are worthless as they are incomplete.



- Each cursed relic makes you lose 3 doubloons.



- Sabers and Spanish officers are worth nothing.

The players then move their score token a number of spaces equal to their total fortune (in doubloons) on the score track. Their final score will be the sum of all doubloons won during the three campaigns.





Preparation for the next campaign

- ♣ The characters in the graveyard or in the players' dens are removed from the game (they will not be used for the rest of the game).
- ♣ All booty tokens are returned to the bag.
- ♣ All the doubloons are returned to the bank.
- ♣ Players should have in hand only the 3 character cards which they haven't played during the previous campaign (some characters played may modify the number of cards kept).
- ♣ Each player gets 10 doubloons (1 of value 5 and 5 of value 1). The remaining doubloons are set aside and form the bank.
- ♣ The youngest player shuffles the remainder of their deck of cards and draws 6. They read the number (the rank) and name out loud so that every other player can select the same cards as they did.

- ♣ Each player takes these 6 cards and adds them to their hand.
- ♣ Each player will thus have 6 cards which will be identical to those of the other players, plus the 3 cards which have been kept from the previous campaign.



End of the game

The game takes place over 3 campaigns. The player whose score token has reached the highest value on the score track at the end of the third campaign is crowned the winner.

A few clarifications

- Booty tokens can remain face-down until a game action requires that they be looked at. In short, the players must always reveal the relevant booty tokens when resolving an action.
- Each time a player loses doubloons, the loss is rounded down to the nearest smaller whole number. If a player doesn't have enough doubloons to cover the entire loss, then all of that player's fortune is lost (or nothing if a player possesses no doubloons) and the remainder of the action is resolved normally.
- If there's a need to determine in what order a night action is resolved, the decreasing order of the characters' ranks is used.
- When a booty token must be discarded, it is immediately returned to the bag.



Marabunta

Follow our army of ants on our blog:
marabunta-games.com

